

An architectural rendering of a modern university campus. The scene features a central courtyard with a paved walkway, green grass, and several cherry blossom trees in full bloom. People are walking along the paths. The courtyard is surrounded by multi-story buildings with a light-colored, textured facade and numerous windows. A blue sky is visible in the background.

2024-Winter How to Apply For the Dormitory

1. Freshmen with application number: Dormitory website(<https://dmtry.ewha.ac.kr/>) → [Dormitory Application]
 2. Current Students with student ID number:
 - ▶ Dormitory Website(<https://dmtry.ewha.ac.kr/>) → [Dormitory Application] OR
 - ▶ EUREKA Portal(Ewha Portal)(<http://eportal.ewha.ac.kr>)
- ※ Freshmen with a student ID number: Same application process as current students with a student ID number



About Ewha Residence

Facilities

Moving In/Out Guide

Living Guide

Community

Dormitory Application

Menu



Facilities



Emergency
Contact



Maps &
Directions



2. LOGIN

Dormitory Application

Dormitory Application

[ONLY for freshmen with an application number and without a student ID number]

- ID: Application number
- PW: 6 digit date of birth(Yymmdd)

LOGIN

Freshman Login

If you do not have a student ID no, yet, please log in with your examinee no, and password(Date of Birth: YYMMDD) to get to EUREKA, Click the button below

Freshman Login

LOGIN

Current Student Login

Please Log in with your EUREKA ID (Student ID no.) and password, Click the button below

Current Student Login

[For all current students with a student ID number]

- Directed to EUREKA portal when clicking on "Current Student Login"
- OR you can directly access the Eureka Portal(<http://eportal.ewha.ac.kr>)

2-1. LOGIN for freshmen

LOGIN - 신입생 인트라넷

한국어

수험번호
(Student ID No.)

비밀번호
(Password)

Application number

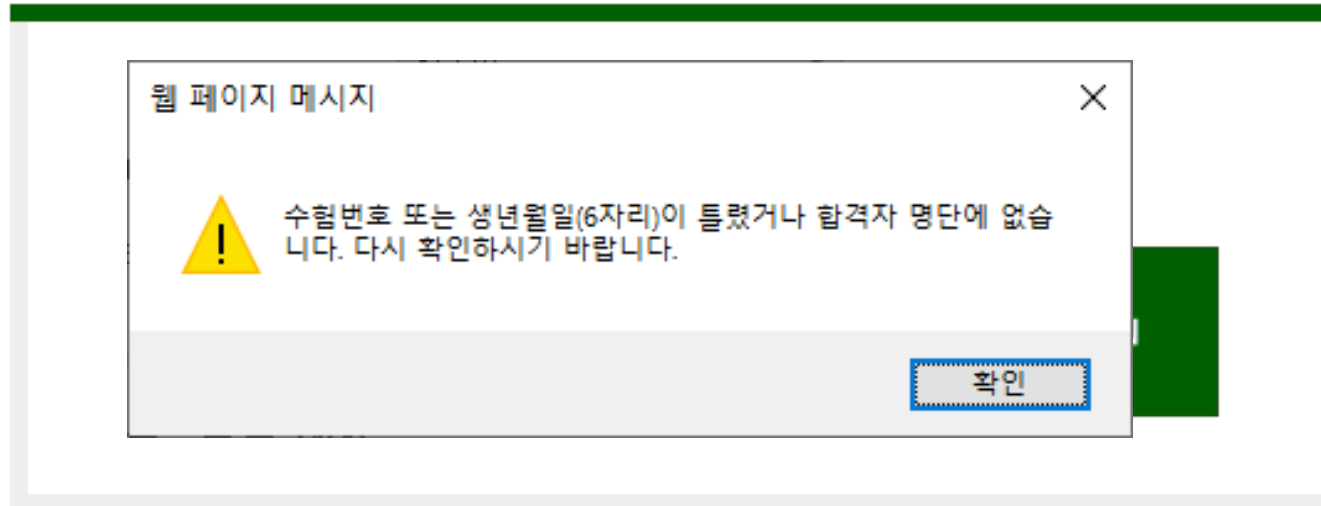
6 digit date of birth
(YYMMDD)

LOGIN

처음 로그인하는 경우 유의사항:
(If it is your first time logging in:)

1. 통합정보시스템의 DB 인증을 통해 로그인 하는 화면입니다.
(This is the login page with DB certification of Integrated Information System.)
2. 아이디는 수험번호를 입력합니다.
Enter your Application no. (type on the page as "student ID no.")
3. 비밀번호는 생년월일을 (6자리) 입력해야 합니다.
(Enter the 6 digits of your birthday number for password.)

2-2. For Freshmen Who Cannot Log In



Login will be denied BEFORE the dormitory application period.

Be sure to log in during the dormitory application period.


2. 아이디는 수험번호를 입력합니다.

(Enter your Student ID No.)

3. 비밀번호는 생년월일을 (6자리) 입력해야 합니다.

(Enter the 6 digits of your birthday number for password.)

2-3. Freshman LOG IN → Click [Student service]



이화여자대학교

EWHA WOMANS UNIVERSITY

Academic affairs

Student service

Career

HOME

메뉴명을 검색하세요.

Q

메뉴

즐거찾기

< 2024.01 >

Today

SUN	MON	TUE	WED	THU	FRI	SAT
	1 신정	2	3	4	5	6
7	8	9	10	11	12	13
14	15	16	17	18	19	20
21	22	23	24	25	26	27
28	29	30	31			

조회된 데이터가 없습니다.

PUSH

0건

최근 사용한 메뉴

3. [Dormitory] → Click [Application]

The screenshot shows a university website's navigation and service area. At the top, there are tabs for 'Academic affairs', 'Student service', and 'Career'. Below these is a green header bar with 'HOME' and 'SITEMAP' links. A search bar prompts the user to 'Click to search the office's phone number'. The main content area is divided into six service categories, each with a list of links and a phone icon:

- Student service**: Replacement Student ID Cards, Locker Request, Application for Programs & Results (with a '새창' button).
- Student counseling**: Apply for visiting counseling, Visiting counseling list, Group counseling list, Apply for individual psychological testing, Individual psychological testing list, Experience of participating in a group psychological test.
- E-Care**: Enter Online Psychological Testing, View Results for Psychological Testing.
- Room reservation**: 공간사용신청가이드, Apply for use of room, Search result of room application, Daily table of building use reservations, Equipment List.
- Dormitory**: **Application** (highlighted with a red box and a red arrow), Result Announcement (with a yellow arrow pointing to a callout box), Student Card, Sleep-Out Report, Dormitory Certification.
- Support for students with disabilities**: 개인별지원계획입력.

A callout box with a blue border and a yellow arrow points to the 'Result Announcement' link in the Dormitory section. The text inside the callout box reads: '※ You can check, modify, or cancel your application details on the [Result Announcement]'.

4. Click on [Application Form] and Register Application

Student service

SITEMAP Application

Student service > Dormitory > Application

Name

Student ID/Applicant

Dept.

Application Form

available dorm application Info

Year/Semester

2024

Winter-1

Student Classific:

Undergraduate student

Application Period

2024/11/07 15:10 ~ 2024/11/07 15:30

Result Announcement

2024/12/05

Result Announcement

10:00

안내

1. Apply during the application period only

2. Edit the application in the Result Announcement during the application period

3. Check the bill of your housing fee in the Result Announcement

5. [입사지원 동의서] Click 'Yes'

Application Form

Basic info. 1

Semester

2024

Winter-1

Student ID
(Applicant no.)

Name of applicant

Date of birth

Gender

female

Dept.

High school attended

Basic info. 2

Postal code

Home Address

Home Phone

Email

Name (Legal Guardian 1)

Name (Legal Guardian 2)

Select the period

1st semester

Room Type Preference

1st

Please select different room type

Please refer to the dormitory application guide

Conditions for room assignment

Religion

Roommate's religion

Usual sleeping patterns

Noise acceptance

Level of cleanliness

Apply

Cancel

입사지원 동의서

I hereby acknowledge that I have fully read and understood the dormitory application guide.

I agree to comply with all dormitory policies and rules before and after check-in,

and I understand that if I fail to comply with the policies and rules,

I may be able to get demerit points or evicted.

☒ YES

☐ No

※ Dormitory is a place where diverse students live.

Those who are sensitive to noise, personal hygiene and other inconveniences of communal living should reconsider your application.

Close >

Close >

6. Completing Submission of Application Form

Application Form

Basic info. 1

Semester

Name of applicant

Dept.

High school attended

Student ID (Applicant no.)

Date of birth

Year

Region of origin

Basic info. 2

Postal code

Home Address

Home Phone

Email

Name (Legal Guardian 1)

Name (Legal Guardian 2)

Relations (Legal)

Relations (Legal)

Address

Mobile phone

Mobile phone (Legal Guardian)

Mobile phone (Legal Guardian)

Select the period of residence

☐ 1st semester

☐ Summer

☐ 2nd semester

☒ Winter

Room Type Preference

1st

2nd

3rd

4th

Please select different room types for each option.

Please refer to the application guideline about the details of room types

Conditions for roommate selection

Religion

Roommate's religion

Usual sleeping patterns

Noise acceptance

Level of cleanliness

First language

Roommate's language

Roommate's student no.

Apply


Cancel

Close >

❌ You must click the Apply button to save and submit your application

6-1. Enter your postal code

Basic info. 2

Postal code  If your address is not eligible, it can be changed by clicking on the search button.

Home Address

Home Phone

Email

Name (Legal Guardian 1) Relations (Legal Mobile phone (Legal Guardian

Name (Legal Guardian 2) Relations (Legal Mobile phone (Legal Guardian

Address

Mobile phone

You must include hyphens ('-') when entering your phone number
(e.g.) 010-1234-5678
※ If the format is not '010-1234-5678,' you will not be able to receive any dormitory notification messages.

※ If the automatically entered home address on the application form differs from the actual address, the applicant can edit it directly

If your home address is overseas, please write the postal code as '000000'

해외 우편번호 입력

해외 우편번호 적용

순번 우편번호 시도

조회된 데이터가 없습니다.

6-2. Select the period of residence:

The 1st and 2nd semester are automatically checked*

Residence during the summer and winter is optional

거주학기 선택

<input checked="" type="checkbox"/> 1학기	<input type="checkbox"/> 여름방학	<input checked="" type="checkbox"/> 2학기	<input type="checkbox"/> 겨울방학
1 st Semester (Spring)	Summer Semester	2 nd Semester (Fall)	Winter Semester

*Note that residence during the 1st and 2nd semesters are mandatory

6-3. Room type preference: You can choose from 1-person to 4-person room based on your preferred order

Room Type Preference

1st 2nd 3rd 4th

- Please select different room types for each option.
- Please refer to the application guideline about the details of room types

※ The room type you applied for may not be matched 100% according to room vacancies.

6-4. Checking conditions for roommate selection and lifestyle

Conditions for roommate selection

Religion	<input type="text"/>	First language	<input type="text"/>
Roommate's religion	<input type="text"/>	Roommate's language	<input type="text"/>
Usual sleeping patterns	<input type="text"/>	Roommate's student no.	<input type="text"/>
Noise acceptance	<input type="text"/>		
Level of cleanliness	<input type="text"/>		



Usual sleeping patterns	All
Noise acceptance	Sleeping before 11PM, wake up before 7AM
Level of cleanliness	Sleeping before 12~1AM
If you want to live with...	Staying up late, until the early dawn

Noise acceptance	All
Level of cleanliness	Please stay quiet in the room
If you want to live with...	Talking softly on the phone is acceptable
You and your partner...	Watching a video with loud sound (without earphones) is ok

Level of cleanliness	All
If you want to live with...	I like things organized and neat: I clean my room almost everyday
You and your partner...	I clean my room about 2-3 times a week
have to be a...	It is ok to clean the room less than one time a week



- ◆ If you have a preferred roommate, please enter their student ID number accurately(7~8 digits). This will increase the chances of being assigned to the same room with the preferred student.
- ◆ If there are empty fields or if you enter characters or symbols other than the student ID number, the matching will not occur. (Matching is not possible if the student ID is entered as '24' or '23')
- ◆ Roommates will only be matched if the residence period is the same for both individuals, and both have applied for a 2-person room.

※ Roommates and lifestyle patterns CANNOT be matched 100% regardless of your application.

6-5. Consent to the Collection and Use of Personal/Sensitive Information

※ Consent to Collection and Usage of Personal Information

Purpose of collection and usage: To be used for dormitory application/recruitment/management process

Types of items to be collected and used:

- Required items: name, address, contact(home, mobile), date of birth, health

Period of retention and usage: 5 years

Right to refuse consent: You may not grant to collect and use your sensitive information. However, if you do not agree to the disclosure of your personal information, there could be some disadvantages when applying for dormitory

Do you agree to collection and usage of the personal information?

☒ I agree

☐ I do not agree

※ Consent to Collection and Usage of Sensitive Information

Purpose of collection and usage: To be used for resident's convenience when assigning rooms

Types of item to be collected and used:

- Required items: disability level, certificate of beneficiary of national basic livelihood
- Selective item: religion

Period of retention and usage: 5 years

Right to refuse consent: You may not grant to collect and use your sensitive information. However, if you do not agree to the disclosure of your personal information, there could be some disadvantages when applying for dormitory

Do you agree to collection and usage of the sensitive information?

☒ I agree

☐ I do not agree

6-6. [Apply] Click → Complete Application Form

The 'Apply' button is located at the top of the application form

Application Form

Basic info. 1

Semester

Name of applicant

Dept.

High school attended

Student ID (Applicant no.)

Date of birth

Year

Region of origin

Gender

Student Classific:

Apply

Cancel

Basic info. 2

Postal code

If your address is not eligible, it can be changed by clicking on the search button.

Home Address

Address

Home Phone

Mobile phone

Email

Name (Legal Guardian 1)

Relations (Legal

Mobile phone (Legal Guardian

Name (Legal Guardian 2)

Relations (Legal

Mobile phone (Legal Guardian

Select the period of residence

☐ 1st semester
☐ Summer
☐ 2nd semester
☒ Winter

7. [Result Announcement: [View] → click [View details]

SITEMAP

Result Announc..

Student service > Dormitory > Result Announcement

Name

Student ID/Applicant

Dept

Q View

Dorm application Info

Year/Sem: 2024 Winter-1

Application result

Total: 2

No.	Year	Semester	Determined Information						Dorm application Info					
			Building class	Room type	Room	Bed no.	Consent to CoPledge of Dorr	Bill	Payment sReason for	Application period	Result Announcement	ApplicationWaiting	Dorm applicat	
1	2024	Winter-								2024/11/19 11:00 ~ 2024/12/05	Application		View details	

Application Form

Apply

Cancel

Student ID (Applicant no.)

Date of birth

Year

Region of origin

Gender

Student Classific:

female

Freshman (first year)

※ During the application period,

- You can modify or cancel your application form
- You can cancel your application and reapply as well on the "Dorm application" in the "Result Announcement" Menu